




THE VALE W3 7QE

# ACTON PARK

## AVAILABILITY

7 & 8		TOTAL	26,468 sq ft 2,458 sq m	Available	<ul style="list-style-type: none"><li>• To be refurbished</li><li>• 5.3m clear height</li><li>• 4 loading doors</li><li>• Ground and first floor offices</li><li>• 37 car parking spaces</li><li>• EPC rating available upon request</li></ul>
27		TOTAL	5,237 sq ft 486 sq m	Available	<ul style="list-style-type: none"><li>• 3.6m clear height</li><li>• 1 loading door</li><li>• Ground floor office</li><li>• 5 car parking spaces</li><li>• EPC rating available upon request</li></ul>
28		TOTAL	3,960 sq ft 367 sq m	Available	<ul style="list-style-type: none"><li>• To be refurbished</li><li>• 4m clear height</li><li>• 1 loading door</li><li>• Ground floor office</li><li>• 4 car parking spaces</li><li>• EPC rating: E - 109</li></ul>

All areas are approximate and measured on a Gross External basis.



Jamie Hargreaves  
jamie.hargreaves@cbre.com  
Samantha Smith  
samantha.smith@cbre.com



Ned Langlands Pearse  
nlpearse@dohertybaines.com  
David O'Donovan  
dodonovan@dohertybaines.com



James Miller  
james.miller@eu.jll.com  
Andy Harding  
andy.harding@eu.jll.com

THE VALE W3 7QE

# ACTON PARK

## AVAILABILITY

33 & 34



Warehouse	14,418 sq ft
Ground Floor Office	2,315 sq ft
First Floor Office	2,315 sq ft
<b>TOTAL</b>	<b>19,048 sq ft</b>
	<b>1,769 sq m</b>

Available  
Q3 2019

- 5.8m clear height
- 2 loading doors
- Ground and first floor offices
- Ample car parking
- EPC rating: E - 105

All areas are approximate and measured on a Gross External basis.



Jamie Hargreaves  
jamie.hargreaves@cbre.com  
Samantha Smith  
samantha.smith@cbre.com



Ned Langlands Pearse  
nlpearse@dohertybaines.com  
David O'Donovan  
dodonovan@dohertybaines.com



James Miller  
james.miller@eu.jll.com  
Andy Harding  
andy.harding@eu.jll.com

[SEGRO.com/parkroyal](http://SEGRO.com/parkroyal)

**SEGRO**