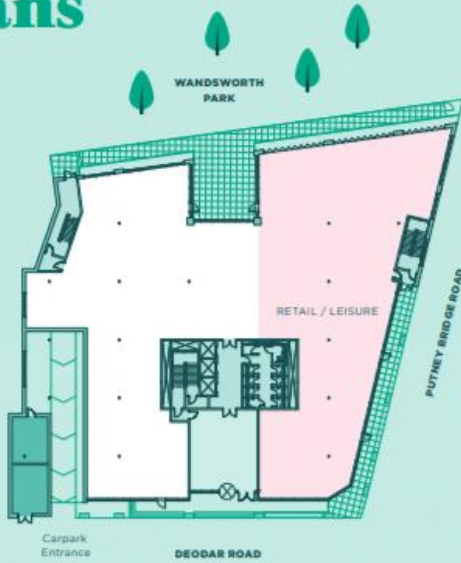
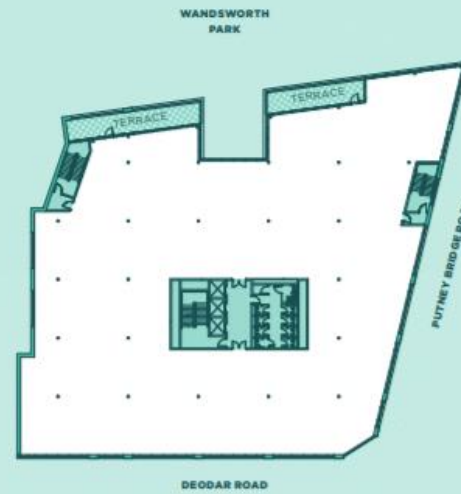


FLOOR Plans



Ground floor

Office 7,679 sq ft / 713 sq m	A1/A3/B1/D2 7,806 sq ft / 725 sq m
Reception 960 sq ft / 89 sq m	Total Area 7,806 sq ft / 725 sq m

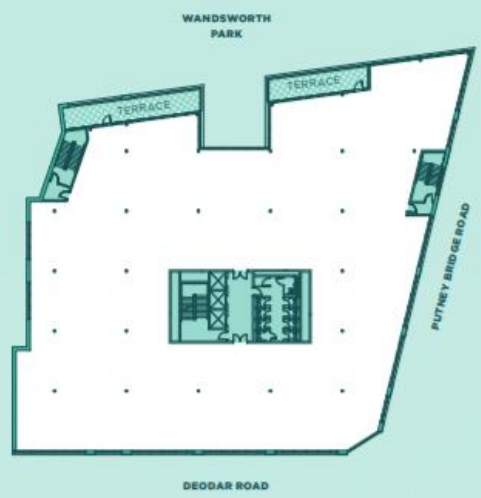


First floor

Office 19,441 sq ft / 1,806 sq m
--

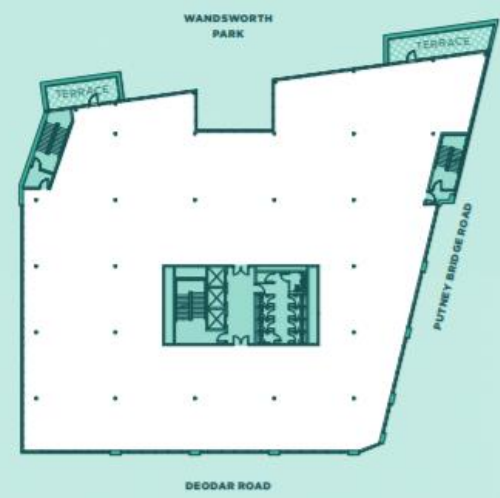
Reasons to be Cheerful

A BRAND NEW WAY TO WORK



Second floor

Office
19,441 sq ft / 1,806 sq m



Third floor

Office
17,194 sq ft / 1,597 sq m

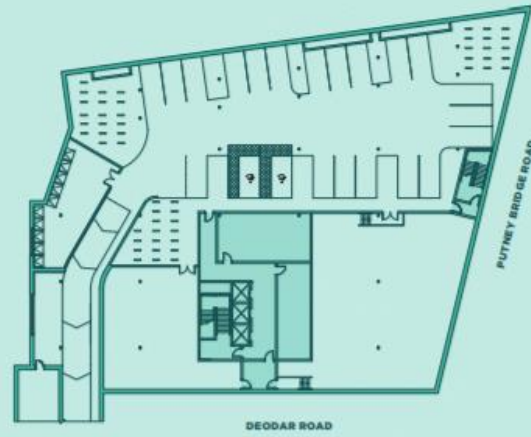
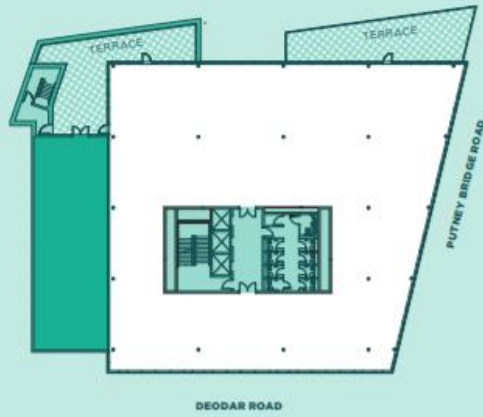
Reasons to be Cheerful

A BRAND NEW WAY TO WORK



WANDSWORTH
PARK

WANDSWORTH
PARK



Fourth floor

Office

9,821 sq ft / 912 sq m

Lower ground floor

Car parking, cycle spaces & showers